



Three-Tier Terrace Pro

Fresh Living Herbs Growing Calendar


11-week Planting to Harvest Guide

[*To be used in conjunction with the Terrace Pro How-to Guide and Growing Guide](#)




Fresh Living Herb Grow Kit Overview

The following table outlines the key activities and production time of your Fresh Living Herb crop:

Crop	Crop Icon	Key Actions**	Total Time for Production*	Total Number of Harvests
Living Herbs		<ul style="list-style-type: none">● Start● Grow● Harvest	6-8 weeks	180 bunches

**Note that harvest timelines will vary depending on growing conditions and plant growth*

***Your Terrace Pro Grow Guide provides detailed instructions for each of these important growing activities*




Before You Start: Understanding Your Growing Space

The following schedule provides detailed weekly instructions for each of the 12 growing slots shown in this diagram. Note that there will be some weeks when growing spots are empty. This ensures that your Fresh Living Herbs will have room to grow as they mature.



Day 1

 Start  Growing  Transplant  Harvest

<p>Tray 1</p>  <p>H</p> <p>Start 30 Mini Blocks – Mix of Types.</p>	<p>Tray 2</p>	<p>Tray 3</p>	<p>Tray 4</p>
<p>Tray 5</p>	<p>Tray 6</p>	<p>Tray 7</p>	<p>Tray 8</p>
<p>Tray 9</p>	<p>Tray 10</p>	<p>Tray 11</p>	<p>Tray 12</p>




Day 7

● Start ● Growing ○ Transplant ● Harvest

<p>Tray 1</p>  <p>H</p> <p>Grow Herbs.</p>	<p>Tray 2</p>	<p>Tray 3</p>	<p>Tray 4</p>
<p>Tray 5</p>  <p>H</p> <p>Start 30 Mini Blocks – Mix of Types.</p>	<p>Tray 6</p>	<p>Tray 7</p>	<p>Tray 8</p>
<p>Tray 9</p>	<p>Tray 10</p>	<p>Tray 11</p>	<p>Tray 12</p>

Day 14

● Start ● Growing ○ Transplant ● Harvest

<p>Tray 1</p>  <p>Grow Herbs.</p>	<p>Tray 2</p>	<p>Tray 3</p>	<p>Tray 4</p>
<p>Tray 5</p>  <p>Grow Herbs.</p>	<p>Tray 6</p>	<p>Tray 7</p>	<p>Tray 8</p>
<p>Tray 9</p>  <p>Start 30 Mini Blocks – Mix of Types.</p>	<p>Tray 10</p>	<p>Tray 11</p>	<p>Tray 12</p>

Day 21

 Start  Growing  Transplant  Harvest

Tray 1



H

Start 30 Mini Blocks – Mix of Types.


Tray 2



H

Move 10 Blocks from Tray 1.

Tray 3



H

Move 10 Blocks from Tray 1.

Tray 4



H

Move 10 Blocks from Tray 1.

Tray 5



H

Grow Herbs.

Tray 6

Tray 7

Tray 8

Tray 9



H

Grow Herbs.

Tray 10

Tray 11

Tray 12

Day 28

● Start ● Growing ○ Transplant ● Harvest

<p>Tray 1</p>  <p>H</p> <p>Grow Herbs.</p>	<p>Tray 2</p>  <p>H</p> <p>Grow Herbs.</p>	<p>Tray 3</p>  <p>H</p> <p>Grow Herbs.</p>	<p>Tray 4</p>  <p>H</p> <p>Grow Herbs.</p>
<p>Tray 5</p>  <p>H</p> <p>Start 30 Mini Blocks – Mix of Types.</p>	<p>Tray 6</p>  <p>H</p> <p>Move 10 Blocks from Tray 5.</p>	<p>Tray 7</p>  <p>H</p> <p>Move 10 Blocks from Tray 5.</p>	<p>Tray 8</p>  <p>H</p> <p>Move 10 Blocks from Tray 5.</p>
<p>Tray 9</p>  <p>H</p> <p>Grow Herbs.</p>	<p>Tray 10</p>	<p>Tray 11</p>	<p>Tray 12</p>



In order to continue producing gourmet greens with your Terrace Pro, you will need to re-order Grow Kits and refill your seeds and growing media stock. Visit www.lesverts.com for a full complement of replacement kits, including all the delicious items you've been growing to date.



Day 35

Start Growing Transplant Harvest

<p>Tray 1</p>  <p>H</p> <p>Grow Herbs.</p>	<p>Tray 2</p>  <p>H</p> <p>Grow Herbs.</p>	<p>Tray 3</p>  <p>H</p> <p>Grow Herbs.</p>	<p>Tray 4</p>  <p>H</p> <p>Grow Herbs.</p>
<p>Tray 5</p>  <p>H</p> <p>Grow Herbs.</p>	<p>Tray 6</p>  <p>H</p> <p>Grow Herbs.</p>	<p>Tray 7</p>  <p>H</p> <p>Grow Herbs.</p>	<p>Tray 8</p>  <p>H</p> <p>Grow Herbs.</p>
<p>Tray 9</p>  <p>H</p> <p>Start 30 Mini Blocks – Mix of Types.</p>	<p>Tray 10</p>  <p>H</p> <p>Move 10 Blocks from Tray 9.</p>	<p>Tray 11</p>  <p>H</p> <p>Move 10 Blocks from Tray 9.</p>	<p>Tray 12</p>  <p>H</p> <p>Move 10 Blocks from Tray 9.</p>

Day 42

 Start  Growing  Transplant  Harvest

<p>Tray 1</p>	<p>Tray 2</p> <p> </p> <p>H H</p> <p>Harvest Herbs – Entire Plant or Prune and Grow.</p> <p>Move 10 Blocks from Tray 1.</p>	<p>Tray 3</p> <p> </p> <p>H H</p> <p>Harvest Herbs – Entire Plant or Prune and Grow.</p> <p>Move 10 Blocks from Tray 1.</p>	<p>Tray 4</p> <p> </p> <p>H H</p> <p>Harvest Herbs – Entire Plant or Prune and Grow.</p> <p>Move 10 Blocks from Tray 1.</p>
<p>Tray 5</p> <p></p> <p>H</p> <p>Grow Herbs.</p>	<p>Tray 6</p> <p></p> <p>H</p> <p>Grow Herbs.</p>	<p>Tray 7</p> <p></p> <p>H</p> <p>Grow Herbs.</p>	<p>Tray 8</p> <p></p> <p>H</p> <p>Grow Herbs.</p>
<p>Tray 9</p> <p></p> <p>H</p> <p>Grow Herbs.</p>	<p>Tray 10</p> <p></p> <p>H</p> <p>Grow Herbs.</p>	<p>Tray 11</p> <p></p> <p>H</p> <p>Grow Herbs.</p>	<p>Tray 12</p> <p></p> <p>H</p> <p>Grow Herbs.</p>

Day 49

 Start  Growing  Transplant  Harvest

<p>Tray 1</p>	<p>Tray 2</p> <p> H</p> <p>Grow Herbs.</p>	<p>Tray 3</p> <p> H</p> <p>Grow Herbs.</p>	<p>Tray 4</p> <p> H</p> <p>Grow Herbs.</p>
<p>Tray 5</p>	<p>Tray 6</p> <p>  H H</p> <p>Harvest Herbs – Entire Plant or Prune and Grow.</p> <p>Move 10 Blocks from Tray 5.</p>	<p>Tray 7</p> <p>  H H</p> <p>Harvest Herbs – Entire Plant or Prune and Grow.</p> <p>Move 10 Blocks from Tray 5.</p>	<p>Tray 8</p> <p>  H H</p> <p>Harvest Herbs – Entire Plant or Prune and Grow.</p> <p>Move 10 Blocks from Tray 5.</p>
<p>Tray 9</p> <p> H</p> <p>Grow Herbs.</p>	<p>Tray 10</p> <p> H</p> <p>Grow Herbs.</p>	<p>Tray 11</p> <p> H</p> <p>Grow Herbs.</p>	<p>Tray 12</p> <p> H</p> <p>Grow Herbs.</p>

Day 56

 Start  Growing  Transplant  Harvest

Tray 1	Tray 2  H Grow Herbs.	Tray 3  H Grow Herbs.	Tray 4  H Grow Herbs.
Tray 5	Tray 6  H Grow Herbs.	Tray 7  H Grow Herbs.	Tray 8  H Grow Herbs.
Tray 9	Tray 10   H H Harvest Herbs – Entire Plant or Prune and Grow. Move 10 Blocks from Tray 9.	Tray 11   H H Harvest Herbs – Entire Plant or Prune and Grow. Move 10 Blocks from Tray 9.	Tray 12   H H Harvest Herbs – Entire Plant or Prune and Grow. Move 10 Blocks from Tray 9.

Day 63

● Start ● Growing ○ Transplant ● Harvest

<p>Tray 1</p>	<p>Tray 2</p> <p> H</p> <p>Harvest Herbs – Entire Plant or Prune and Grow.</p>	<p>Tray 3</p> <p> H</p> <p>Harvest Herbs – Entire Plant or Prune and Grow.</p>	<p>Tray 4</p> <p> H</p> <p>Harvest Herbs – Entire Plant or Prune and Grow.</p>
<p>Tray 5</p>	<p>Tray 6</p> <p> H</p> <p>Grow Herbs.</p>	<p>Tray 7</p> <p> H</p> <p>Grow Herbs.</p>	<p>Tray 8</p> <p> H</p> <p>Grow Herbs.</p>
<p>Tray 9</p>	<p>Tray 10</p> <p> H</p> <p>Grow Herbs.</p>	<p>Tray 11</p> <p> H</p> <p>Grow Herbs.</p>	<p>Tray 12</p> <p> H</p> <p>Grow Herbs.</p>

Day 70

● Start ● Growing ○ Transplant ● Harvest

Tray 1	Tray 2	Tray 3	Tray 4
Tray 5	Tray 6  H Harvest Herbs – Entire Plant or Prune and Grow.	Tray 7  H Harvest Herbs – Entire Plant or Prune and Grow.	Tray 8  H Harvest Herbs – Entire Plant or Prune and Grow.
Tray 9	Tray 10  H Grow Herbs.	Tray 11  H Grow Herbs.	Tray 12  H Grow Herbs.

Day 77

Start Growing Transplant Harvest

Tray 1	Tray 2	Tray 3	Tray 4
Tray 5	Tray 6	Tray 7	Tray 8
Tray 9	Tray 10  H Harvest Herbs – Entire Plant or Prune and Grow.	Tray 11  H Harvest Herbs – Entire Plant or Prune and Grow.	Tray 12  H Harvest Herbs – Entire Plant or Prune and Grow.